






# HANDLINE NOZZLES












## SELECTOR GUIDE




















# HANDLINE NOZZLES

1-1










FIXED	AVAILABLE BASE	PRODUCT	DESCRIPTION	MATERIAL		"QUICK-KEY"
				Brass	Elk-O-Lite®	
CHIEF™	1.0	 <p><i>Page 1-3</i></p>	<ul style="list-style-type: none"> <li>• Wide selection of flow and pressure</li> <li>• Simple to use and train with</li> <li>• Fixed flow</li> </ul>	Brass	Elk-O-Lite®	
	1.5					
AUTOMATIC	1.0	 <p><i>Page 1-6</i></p>	<ul style="list-style-type: none"> <li>• Simplifies fireground hydraulics</li> <li>• Maintains effective flow and stream</li> <li>• Automatic flow</li> </ul>	Brass	Elk-O-Lite®	
	1.5					
SELECTABLE	1.0	 <p><i>Page 1-9</i></p>	<ul style="list-style-type: none"> <li>• Firefighter chooses flow and stream</li> <li>• Rugged and easy to use</li> <li>• Wide flow range/constant flow</li> </ul>	Brass	Elk-O-Lite®	
	1.5					
SELECTABLE	1.0	 <p><i>Page 1-11</i></p>	<ul style="list-style-type: none"> <li>• Firefighter chooses flow and stream</li> <li>• High flow range/constant flow</li> <li>• Rugged all brass versions</li> </ul>	Brass	Elk-O-Lite®	
	1.5					
VARIABLE	1.0	 <p><i>Page 1-13</i></p>	<ul style="list-style-type: none"> <li>• Original fog nozzle</li> <li>• Popular for high-rise packs</li> <li>• Variable stream</li> </ul>	Brass	Elk-O-Lite®	
	1.5					

**KEY:**

-  **Low Pressure Available**
-  **Ball Shut-off Available**
-  **Twist Shut-off Available**
-  **Rebuild/Retro Available**
-  **Electrical**
-  **Foam Compatible**
-  **U.S. Coast Guard/Navy Approved**
-  **Underwriters Laboratories**
-  **FM APPROVED Factory Mutual**

		AVAILABLE BASE			PRODUCT	DESCRIPTION	MATERIAL		"QUICK-KEY"	
<b>FIXED</b>	<b>SELECT-O-STREAM®</b>	1.0	1.5	2.5	 <i>Page 1-15</i>	<ul style="list-style-type: none"> <li>Convenient detents for stream selection</li> <li>Rugged all brass construction with chrome finish</li> <li>Fixed Flow</li> </ul>	Brass	Elk-O-Lite®	 	
		Available GPM (LPM) 60-250 (227-946)					•	•		
<b>FIXED/VARIABLE</b>	<b>INDUSTRIAL FOG &amp; ELECTRICAL FOG</b>	1.0	1.5	2.5	 <i>Page 1-17</i>	<ul style="list-style-type: none"> <li>Durable and simple to use</li> <li>Designed for corrosive conditions</li> <li>For use on Class "C" fires</li> <li>Narrow to wide fog only</li> </ul>	Brass	Elk-O-Lite®	    	
		Available GPM (LPM) 12-250 (45-946)					•	•		
<b>FIXED</b>	<b>MARINE</b>	1.0	1.5	2.5	 <i>Page 1-19</i>	<ul style="list-style-type: none"> <li>85-5-5-5 Brass construction</li> <li>Designed for corrosive conditions</li> <li>Accepted US Navy Specifications</li> </ul>	Brass	Elk-O-Lite®	   	
		Available GPM (LPM) 95-250 (360-946)					•	•		
	<b>BALL SHUT-OFFS, &amp; PLAYPIPES</b>	1.0	1.5	2.5	 <i>Page 1-21</i>	<ul style="list-style-type: none"> <li>Wide range of flows</li> <li>Smooth bore optional</li> <li>Design your own break-apart</li> <li>Playpipes for easy handling</li> </ul>	Brass	Elk-O-Lite®		
		Available GPM (LPM) 118-209 (447-791)					•	•		
	<b>SPECIAL USE</b>	1.0	1.5	2.5	 <i>Page 1-29</i>	<ul style="list-style-type: none"> <li>Forestry</li> <li>Wat-R-Wall</li> <li>Cellar</li> <li>Bresnan</li> </ul>	Brass	Elk-O-Lite®	 	
		Available GPM (LPM)					•	•		

**KEY:**

								
Low Pressure Available	Ball Shut-off Available	Twist Shut-off Available	Rebuild/Retro Available	Electrical	Foam Compatible	U.S. Coast Guard/Navy Approved	Underwriters Laboratories	Factory Mutual