

# Smooth Bore & Deluge Tips

For maximum reach, smooth bore tips create concentrated waterflow for use with either handlines or monitors while using lower pressures of 50 or 80 psi. Elkhart offers a wide variety of discharge sizes to suit any need. Additionally, Elkhart's stacked tips allow you to customize the smooth bore to meet your needs in the field.





# HANDLINE NOZZLES

SMOOTH BORE & DELUGE TIPS







Figure 1	<b>SLUG</b>	
		<p><b>186-A</b></p> <ul style="list-style-type: none"> <li>• Leader threading</li> </ul> <p><i>Fig. 1</i></p>
Figure 2	<b>SINGLE SMOOTH BORE TIPS – HANDLINE</b>	
		<p><b>185-A</b></p> <ul style="list-style-type: none"> <li>• Leader threading</li> <li>• Bumper</li> </ul> <p><i>Fig. 2</i></p>
Figure 3	<b>SINGLE SMOOTH BORE TIPS – HANDLINE</b>	
		<p><b>185-B</b></p> <ul style="list-style-type: none"> <li>• Bumper</li> </ul> <p><i>Fig. 3</i></p>
Figure 4	<b>SINGLE SMOOTH BORE TIPS – HANDLINE</b>	
		<p><b>187-A</b></p> <ul style="list-style-type: none"> <li>• More compact than other tips</li> </ul> <p><i>Fig. 4</i></p>
Figure 5	<b>SINGLE SMOOTH BORE TIPS – HANDLINE</b>	
		<p><b>188-A</b></p> <ul style="list-style-type: none"> <li>• Longer tip for improved stream quality</li> <li>• Bumper</li> </ul> <p><i>Fig. 5</i></p>
Figure 6	<b>SINGLE SMOOTH BORE TIPS – HANDLINE/DELUGE</b>	
		<p><b>187-CAF</b></p> <ul style="list-style-type: none"> <li>• For applying CAF</li> </ul> <p><i>Fig. 6</i></p>

Figure 7	<b>SINGLE SMOOTH BORE TIPS – DELUGE</b>	
		<p><b>181</b></p> <ul style="list-style-type: none"> <li>• Classic deluge tip</li> </ul> <p><i>Fig. 7</i></p>
Figure 8	<b>SINGLE SMOOTH BORE TIPS – DELUGE</b>	
		<p><b>181-3A</b></p> <ul style="list-style-type: none"> <li>• Built-in stream shaper</li> </ul> <p><i>Fig. 8</i></p>
Figure 9	<b>SINGLE SMOOTH BORE TIPS – DELUGE</b>	
		<p><b>181-5A</b></p> <p><i>Fig. 9</i></p>
Figure 10	<b>STACKED SMOOTH BORE TIPS – HANDLINE</b>	
		<p><b>ST-185-A</b></p> <p><i>Fig. 10</i></p>
Figure 11	<b>STACKED SMOOTH BORE TIPS – MASTER STREAM</b>	
		<p><b>ST-194</b></p> <ul style="list-style-type: none"> <li>• Leader threading</li> </ul> <p><i>Fig. 11</i></p>
Figure 12	<b>STACKED SMOOTH BORE TIPS – MASTER STREAM</b>	
		<p><b>ST-195</b></p> <ul style="list-style-type: none"> <li>• Leader threading</li> </ul> <p><i>Fig. 12</i></p>
Figure 13	<b>STACKED SMOOTH BORE TIPS – MASTER STREAM</b>	
		<p><b>ST-197-A</b></p> <ul style="list-style-type: none"> <li>• Leader threading</li> </ul> <p><i>Fig. 13</i></p>

HANDLINE NOZZLES

1-34