

# Stingray®

- Flow efficient 3" waterway allows for flows up to 1250 gpm
- All construction features designed to minimize maintenance needs
  - Choice of corrosion resistant brass or lightweight Elk-O-Lite® construction
  - Fully enclosed gearcase with stainless steel worm
  - Bronze balls in all swivel joints
  - Grease zerks for easy lubrication
- Flexible installation options include numerous base options and a hydrant mounting choice
- Compact size — 16" high or 21" high — is extremely versatile, allowing the monitor to serve a variety of real-world needs
- Built-in shut-off capabilities (with the Stingray® IV) from a full flow 3" ball valve



Stingray  
Mo. 8393IV  
(Nozzle sold separately)

1250  
GPM  
5000  
LPM

200  
PSI  
14 bar








STINGRAY®

MONITORS

SPECIFICATIONS			
Max Flow	1250 GPM (5000 LPM)		
Inlets	Sizes		Types
	4"	150# ANSI Flange	
	3"	150# ANSI Flange	NPT (F)
Outlet Size	2.5" NHT		
Control	Single hand-wheel		
Material/Finish	Brass or Elk-O-Lite® with red urethane enamel		
Friction Loss	27 psi at 1250 gpm		
	17 psi at 1000 gpm		
	9 psi at 750 gpm		
Travel	V -60° to +90° (150°)		
	H 360° (continuous)		
Weight	Varies (See specification chart)		
Ratings and Certifications	CE and FM Approved		

KEY CONFIGURATIONS (ACCESSORIES)		
 STINGRAY® (2)	 PRESSURE GAUGE (3)	 BALL VALVE (4)

## Stingray® Selector Guide

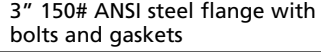
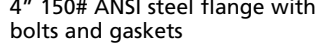
INLET SIZES / TYPES			OUTLET SIZE	VERTICAL TRAVEL		INTEGRAL COMPONENTS		MATERIALS			CERTIFICATIONS		DIMENSIONS				ILLUSTRATION	MODEL
NPT	150 # ANSI Flange		2.5"	-60° to +70°	-60° to +90°	Ball Valve	Pressure Gauge	Brass	Elk-O-Lite®	CE	FM Approved	Width (In.)	Depth (In.)	Height (In.)	Weight (Lbs.)			
3"	3"	4"		NHT	(130°)											(150°)	3"	
o	o	s	•	o	s	s		•		•	•	14.75	15.75	20.375	68.25	1	8393IV	
o	o	s	•	s	o		o	•		•	•	14.75	15.75	15.75	47.5	2	8393	
o	o	s	•	s	o		o		•	•	•	14.75	15.75	15.75	16.0	2	8393-A	
						4	3										Illustration	

KEY s = standard o = option

## Recommended Products

<b>SM-1000HF – SELF-EDUCTING</b>  Page 6-16	<b>IMS-500 SELECT-O-STREAM®</b>  Page 6-12	<b>J-MYSTERY®</b>  Page 6-14	<b>282B STREAM SHAPER</b>  Page 1-27	<b>181-SMOOTH BORE</b>  Page 1-26	<b>SM-1250B X-STREAM®</b>  Page 6-7
--	---	---	---	---	--

## Components & Options Chart

COMPONENTS & OPTIONS	ILLUSTRATION	MODEL
Companion Flange Kits		81315001
		81317001

## Product Highlights

*Our Stingray® IV features a 3" integral quarter-turn full flow ball valve. The integrated valve eliminates the need for a separate valve; it is both easier to install and more reliable than a separate wafer valve. The benefits of the integrated valve include:*

- 1) better total monitor efficiency as the friction loss between the traditional separate monitor and valve is reduced*
- 2) a turn-key package created by integrating the valve into the monitor*

*Highlights of the Stingray® IV valve include:*

- Hydraulically balanced acetal ball*
- Teflon impregnated seats*
- Full flow ball valve*

## ADDITIONAL INFORMATION

- All flanges specified with the monitor are flat. Raised flanges are available with some inlet sizes. Please inquire with our sales staff.*
- Marine Brass (85-5-5-5) construction is available on some models. Please inquire with our sales staff.*
- Technical Data on monitor performance may be found on page T-11.*
- The Stingray® is also available in a portable cart version. Please see page 5-56 for details.*
- The Stingray® is also available in a hydrant mount version. Please see page 5-50 for details.*